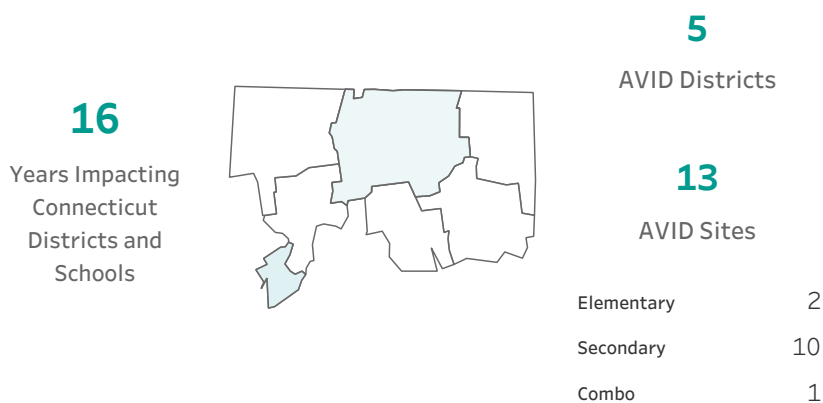




Connecticut Snapshot

AVID, Advancement Via Individual Determination, is a 501(c)(3) nonprofit organization established in 1980. During the 2021–22 school year, AVID impacted more than 2.5 million students, providing academic and social support to ensure students' success in high school, college, and careers.

AVID Connecticut Current Statewide Impact



1,991

Connecticut teachers, administrators, and counselors are AVID-trained

Goals of the AVID College and Career Readiness System

Accelerate underachieving students who have potential into more rigorous courses.

Teach academic and social skills not targeted in other classes.

Provide intensive support with in-class tutors and a strong student-teacher relationship.

Create a positive peer group for students.

Develop a sense of hope and personal achievement through hard work and determination.

AVID National Demonstration Schools

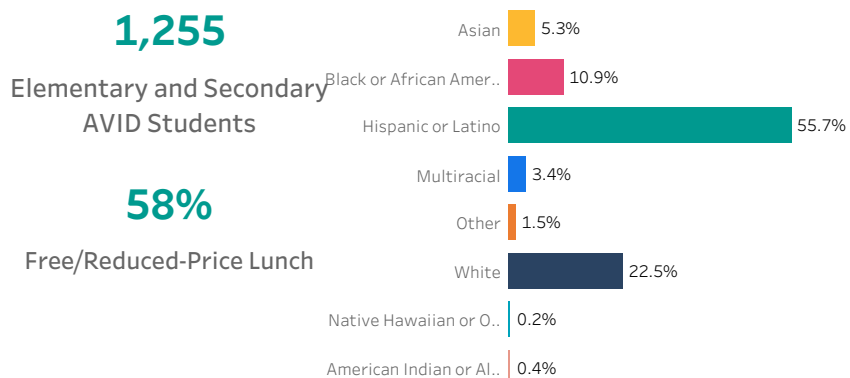
220

Across U.S.

Connecticut AVID Students Served:

2021-2022

Race/Ethnic Identity



AVID National Demonstration Schools are exemplary models of the AVID College and Career Readiness System. Demonstration Schools undergo a rigorous validation process and are required to be revalidated every few years to ensure high levels of implementation, with quality and fidelity to AVID strategies schoolwide.

AVID. (2022). AVID secondary certification data [Electronic Database].

AVID. (2022). AVID secondary and elementary data collection [Electronic Database].

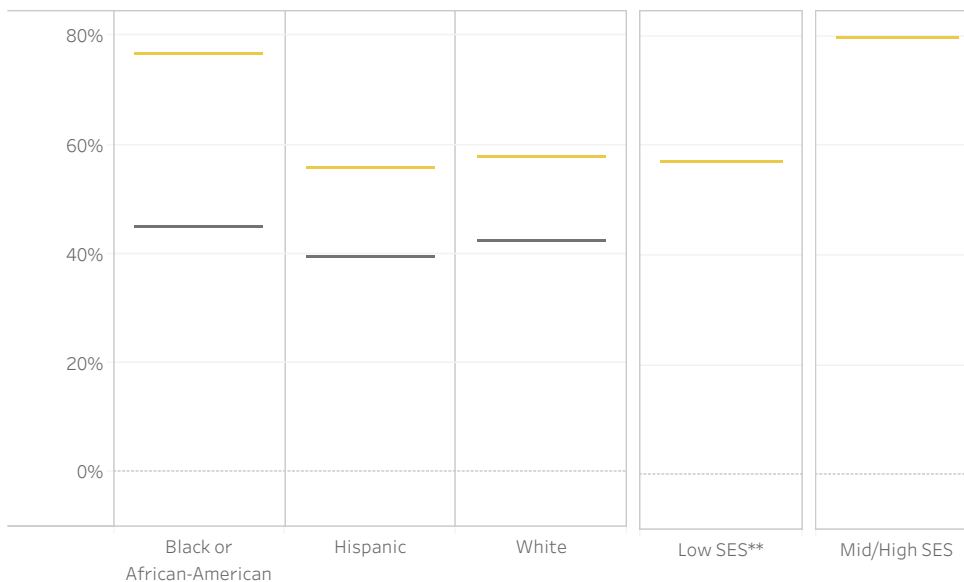
AVID.org

AVID Connecticut

Closing the Opportunity Gap

Enrollment* at Four-Year College Campuses: 2020-2021

AVID Connecticut seniors are enrolling at more consistent rates between major subgroups than the **U.S. population overall**.



*Enrollment data for the first fall term after high school; **Socio-Economic Status (SES) US Comparator Data not available.
 AVID. (2021). AVID senior data collection: AVID seniors in Connecticut N = 122 [Electronic Database]. National Bureau of Economic Research. (2021). Current Population Survey supplement files [Data File]. Retrieved from <http://www.nber.org/data/cps.html>
 U.S. Census Bureau. (2021). Table 7. Enrollment status of high school graduates 15 to 24 years old, by type of school, attendance status, and sex: October. Retrieved from <https://www.census.gov/data/tables/2021/demo/school-enrollment/2021-cps.html>
 Some results may be masked due to small numbers to protect student confidentiality.

Impressive Results for AVID Connecticut Seniors

65%

Took at Least One Course of Rigor*

100%

Graduated On Time

3.2

Average High School GPA

94%

Applied to Four-Year College

92%

Accepted to Four-Year College

100%

Completed Four-Year College Entrance Requirements

*Course of Rigor: AP®/IB®/Cambridge; AVID. (2018–2022). AVID senior data collection: AVID Connecticut N = 391 [Electronic Database].



AVID's mission is to close the opportunity gap by preparing all students for college and career readiness and success in a global society.

AVID.org