



Oregon Snapshot

AVID, Advancement Via Individual Determination, is a 501(c)(3) nonprofit organization established in 1980. During the 2022–23 school year, AVID impacted more than 2.5 million students, providing academic and social support to ensure students’ success in high school, college, and careers.

AVID Oregon Current Statewide Impact

22

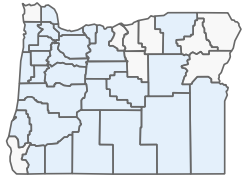
Years Impacting Oregon Districts and Schools

66

AVID Districts

4,515

Oregon teachers, administrators, and counselors are AVID-trained



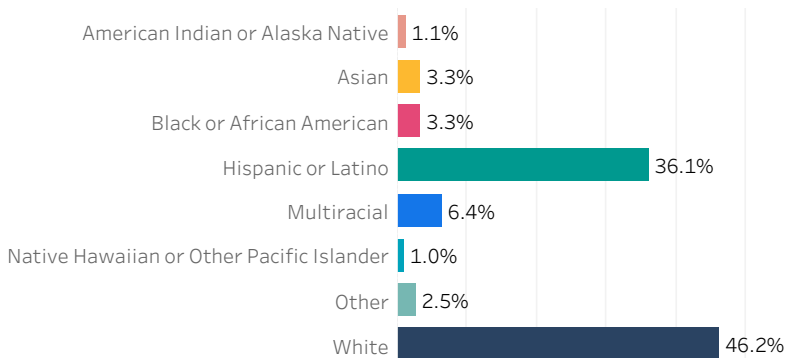
294

AVID Sites

Elementary	64
Secondary	220
Combo	9

Oregon AVID Students Served: 2022-2023

Race/Ethnic Identity



30,197

Elementary and Secondary AVID Students

48%

Free/Reduced-Price Lunch

Goals of the AVID College and Career Readiness System

Accelerate underachieving students who have potential into more rigorous courses.

Teach academic and social skills not targeted in other classes.

Provide intensive support with in-class tutors and a strong student-teacher relationship.

Create a positive peer group for students.

Develop a sense of hope and personal achievement through hard work and determination.

AVID National Demonstration Schools

213

Across U.S.

5

In Oregon

AVID National Demonstration Schools are exemplary models of the AVID College and Career Readiness System. Demonstration Schools undergo a rigorous validation process and are required to be revalidated every few years to ensure high levels of implementation, with quality and fidelity to AVID strategies schoolwide.

AVID. (2023). AVID secondary certification data [Electronic Database].

AVID. (2023). AVID secondary and elementary data collection [Electronic Database].

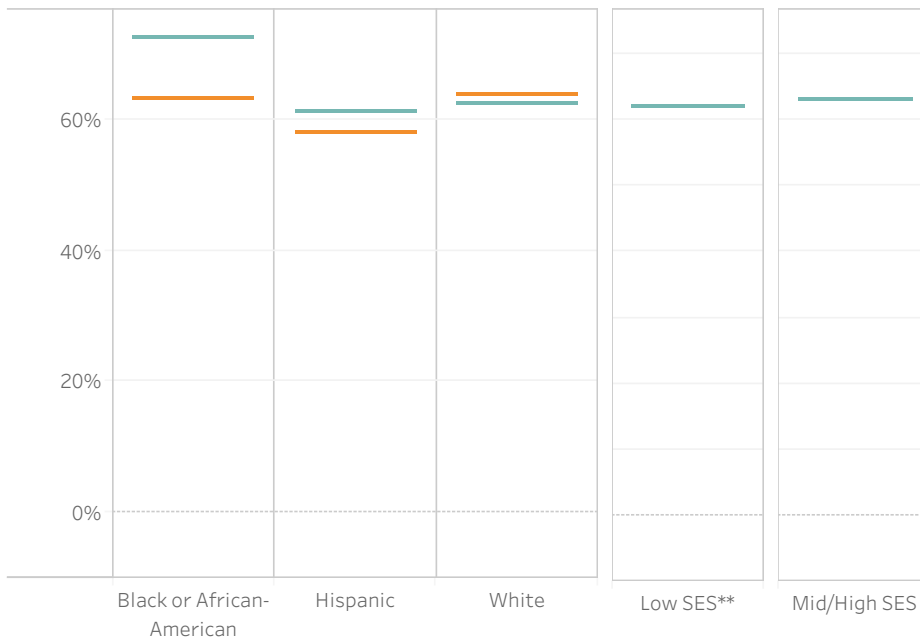
AVID.org

AVID Oregon

Closing the Opportunity Gap

Enrollment* at Two and Four-Year College Campuses: 2021-2022

AVID Oregon seniors are enrolling at more consistent rates between major subgroups than the **U.S. population overall**.



*Enrollment data for the first fall term after high school; **Socio-Economic Status (SES) US Comparator Data not available. AVID. (2022). AVID senior data collection: AVID seniors in Oregon N = 1,711 [Electronic Database]. National Bureau of Economic Research. (2022). Current Population Survey supplement files [Data File]. Retrieved from <http://www.nber.org/data/cps.html>
 U.S. Census Bureau. (2022). Table 7. Enrollment status of high school graduates 15 to 24 years old, by type of school, attendance status, and sex: October. Retrieved from <https://www.census.gov/data/tables/2021/demo/school-enrollment/2021-cps.html>
 Some results may be masked due to small numbers to protect student confidentiality.

Impressive Results for AVID Oregon Seniors

78%

Took at Least One
Course of Rigor*

100%

Graduated On Time

3.3

Average High School
GPA

77%

Applied to Four-Year
College

91%

Accepted to
Four-Year College

92%

Completed Four-Year
College Entrance
Requirements

*Course of Rigor: AP®/IB®/Cambridge;
 AVID. (2019-2023). AVID senior data
 collection: AVID Oregon N = 3,631
 [Electronic Database].

AVID's mission is to close the opportunity gap by preparing all students for college and career readiness and success in a global society.

AVID.org