



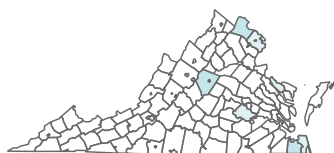
Virginia Snapshot

AVID, Advancement Via Individual Determination, is a 501(c)(3) nonprofit organization established in 1980. During the 2020–21 school year, AVID impacted more than 2 million students, providing academic and social support to ensure students’ success in high school, college, and careers.

AVID Virginia Statewide Impact

29

Years Impacting Virginia Districts and Schools



15

AVID Districts

107

AVID Sites

Elementary	9
Secondary	95
Combination	3

Goals of the AVID College and Career Readiness System

Accelerate underachieving students who have potential into more rigorous courses.

Teach academic and social skills not targeted in other classes.

Provide intensive support with in-class tutors and a strong student–teacher relationship.

Create a positive peer group for students.

Develop a sense of hope and personal achievement through hard work and determination.

Virginia AVID Students Served: 2020–21

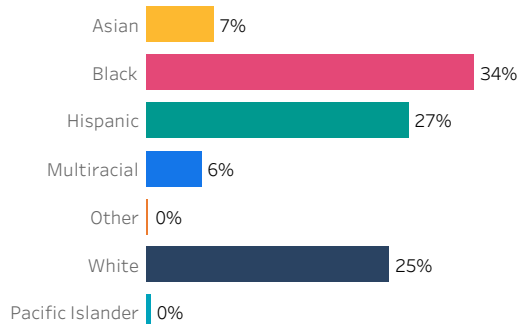
11,059

Elementary and Secondary AVID Students

52%

Free/Reduced-Price Lunch

Race/Ethnic Identity



AVID National Demonstration Schools

216

Across U.S.

4

In Virginia

AVID. (2021). AVID secondary and elementary data collection [Electronic Database].

AVID holds *all* students to high expectations.



97%

of AVID Virginia Seniors Completed Four-Year College Entrance Requirements

AVID National Demonstration Schools are exemplary models of the AVID College and Career Readiness System. Demonstration Schools undergo a rigorous validation process and are required to be revalidated every few years to ensure high levels of implementation, with quality and fidelity to AVID strategies schoolwide.

AVID. (2021). AVID secondary certification data [Electronic Database].

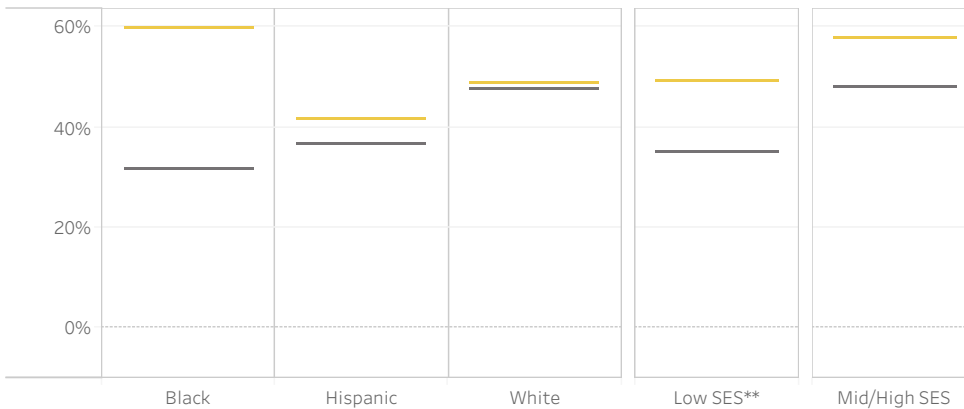
AVID. (2019–2021). AVID senior data collection: AVID Virginia N = 1,630 [Electronic Database].

www.avid.org

AVID Virginia — Closing the Opportunity Gap for College Enrollment

Enrollment* at Four-Year College Campuses: 2018–19

AVID Virginia seniors are enrolling at more consistent rates between major subgroups than the **U.S. population overall**.



*Enrollment data for the first fall term after high school; **Socio-Economic Status (SES) US Comparator Data updated through 2017–18 school year. AVID. (2019). AVID senior data collection: AVID seniors in Virginia N = 757 [Electronic Database]. National Bureau of Economic Research. (2019). Current Population Survey supplement files [Data File]. Retrieved from <http://www.nber.org/data/cps.html>
 U.S. Census Bureau. (2020). Table 7. Enrollment status of high school graduates 15 to 24 years old, by type of school, attendance status, and sex: October. Retrieved from <https://www.census.gov/data/tables/2019/demo/school-enrollment/2019-cps.html>
 Some results may be masked due to small numbers to protect student confidentiality.

2,691

Virginia teachers, administrators, and counselors are AVID-trained

“AVID is not just about changing students’ lives—it’s about changing families’ lives, putting future generations on a path for success. At parent meetings and in the community, parents would seek me out to let me know that they were inspired to go to college because of what their child was learning in AVID and that they were learning and implementing AVID strategies and finding success.”

—Chesapeake Public Schools Supervisor of Secondary English

Impressive Results for AVID Virginia Seniors

76%

Took at Least One Course of Rigor*

100%

Graduated High School

3.3

Average High School GPA

80%

Applied to Four-Year College

77%

Accepted to Four-Year College

Course of Rigor: AP/IB*/Cambridge; AVID. (2019–2021). AVID senior data collection: AVID Virginia N = 1,630 [Electronic Database].

AVID is a nonprofit organization that provides educators with proven, real-world strategies to accelerate the performance of underrepresented students so that these students and all students across the entire campus succeed in college, career, and life.

www.avid.org