

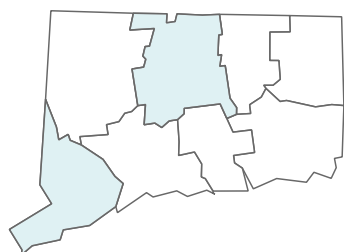


Connecticut Snapshot

AVID, Advancement Via Individual Determination, is a 501(c)(3) nonprofit organization established in 1980. During the 2020–21 school year, AVID impacted more than 2 million students, providing academic and social support to ensure students’ success in high school, college, and careers.

AVID Connecticut Statewide Impact

12
Years Impacting
Connecticut
Districts and
Schools



4
AVID Districts

14
AVID Sites

Elementary	2
Secondary	12
Combination	0

Goals of the AVID College and Career Readiness System

Accelerate underachieving students who have potential into more rigorous courses.

Teach academic and social skills not targeted in other classes.

Provide intensive support with in-class tutors and a strong student-teacher relationship.

Create a positive peer group for students.

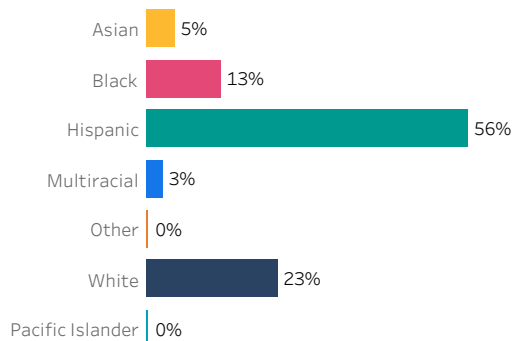
Develop a sense of hope and personal achievement through hard work and determination.

Connecticut AVID Students Served: 2020–21

682
Elementary and Secondary
AVID Students

58%
Free/Reduced-Price Lunch

Race/Ethnic Identity



AVID. (2021). AVID secondary and elementary data collection [Electronic Database].

AVID National Demonstration Schools

216

Across U.S.

AVID holds *all* students to high expectations.



100%

of AVID Connecticut
Seniors Completed
Four-Year College
Entrance Requirements

AVID. (2019–2021). AVID senior data collection: AVID Connecticut N = 391 [Electronic Database].

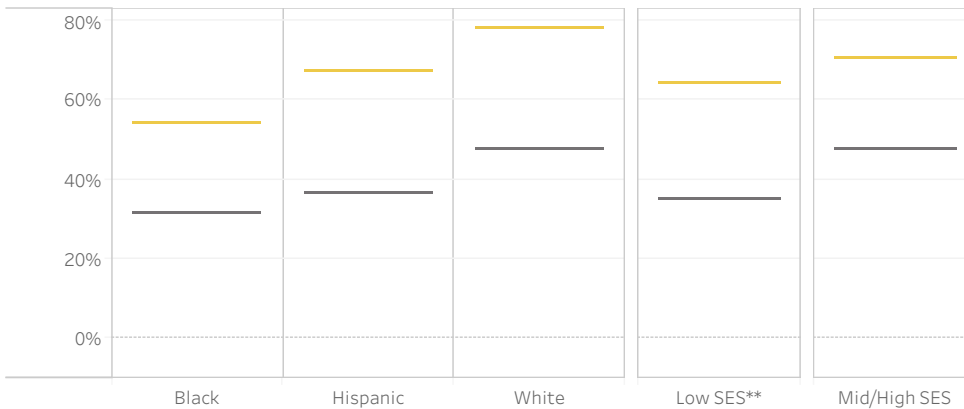
AVID National Demonstration Schools are exemplary models of the AVID College and Career Readiness System. Demonstration Schools undergo a rigorous validation process and are required to be revalidated every few years to ensure high levels of implementation, with quality and fidelity to AVID s..

AVID. (2021). AVID secondary certification data [Electronic Database].

AVID Connecticut — Closing the Opportunity Gap for College Enrollment

Enrollment* at Four-Year College Campuses: 2018–19

AVID Connecticut seniors are enrolling at more consistent rates between major subgroups than the **U.S. population overall**.



*Enrollment data for the first fall term after high school; **Socio-Economic Status (SES) US Comparator Data updated through 2017–18 school year. AVID. (2019). AVID senior data collection: AVID seniors in Connecticut N = 166 [Electronic Database]. National Bureau of Economic Research. (2019). Current Population Survey supplement files [Data File]. Retrieved from <http://www.nber.org/data/cps.html>
 U.S. Census Bureau. (2020). Table 7. Enrollment status of high school graduates 15 to 24 years old, by type of school, attendance status, and sex: October. Retrieved from <https://www.census.gov/data/tables/2019/demo/school-enrollment/2019-cps.html>
 Some results may be masked due to small numbers to protect student confidentiality.

515

Connecticut teachers, administrators, and counselors are AVID-trained

“AVID gives us the tools to inspire and prepare students for success in college and beyond. Our AVID college grads are returning to mentor our AVID high school students!”

—Greenwich High School AVID District Director

Impressive Results for AVID Connecticut Seniors

64%

Took at Least One Course of Rigor*

100%

Graduated High School

3.2

Average High School GPA

94%

Applied to Four-Year College

91%

Accepted to Four-Year College

*Course of Rigor: AP®/IB®/Cambridge; AVID. (2019–2021). AVID senior data collection: AVID Connecticut N = 391 [Electronic Database].

AVID is a nonprofit organization that provides educators with proven, real-world strategies to accelerate the performance of underrepresented students so that these students and all students across the entire campus succeed in college, career, and life.

www.avid.org