



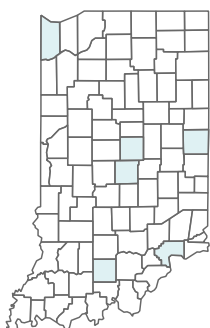
Indiana Snapshot

AVID, Advancement Via Individual Determination, is a 501(c)(3) nonprofit organization established in 1980. During the 2020–21 school year, AVID impacted more than 2 million students, providing academic and social support to ensure students' success in high school, college, and careers.

AVID Indiana Statewide Impact

16

Years Impacting
Indiana Districts
and Schools



10

AVID Districts

25

AVID Sites

Elementary	0
Secondary	25
Combination	0

Goals of the AVID College and Career Readiness System

Accelerate underachieving students who have potential into more rigorous courses.

Teach academic and social skills not targeted in other classes.

Provide intensive support with in-class tutors and a strong student-teacher relationship.

Create a positive peer group for students.

Develop a sense of hope and personal achievement through hard work and determination.

Indiana AVID Students Served: 2020–21

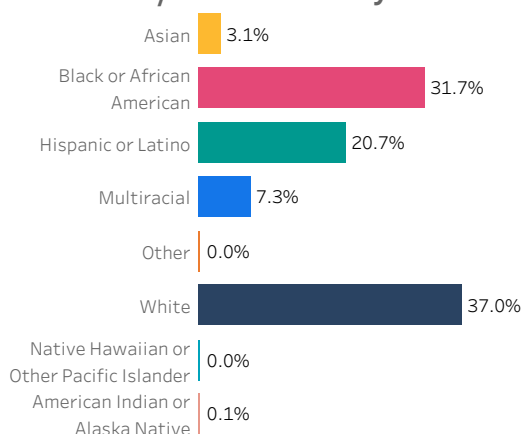
Race/Ethnic Identity

2,370

Elementary and Secondary
AVID Students

45%

Free/Reduced-Price Lunch



AVID. (2021). AVID secondary and elementary data collection [Electronic Database].

AVID holds *all* students to high expectations.



98%

of AVID Indiana Seniors
Completed Four-Year
College Entrance
Requirements

AVID. (2019–2021). AVID senior data collection: AVID Indiana N = 586 [Electronic Database].

AVID National Demonstration Schools

216

Across U.S.

AVID National Demonstration Schools are exemplary models of the AVID College and Career Readiness System. Demonstration Schools undergo a rigorous validation process and are required to be revalidated every few years to ensure high levels of implementation, with quality and fidelity to AVID s..

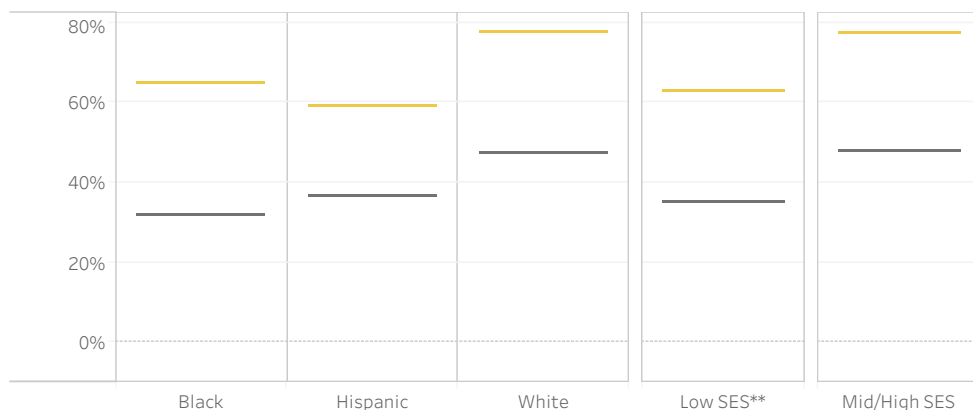
AVID. (2021). AVID secondary certification data [Electronic Database].

www.avid.org

AVID Indiana — Closing the Opportunity Gap for College Enrollment

Enrollment* at Four-Year College Campuses: 2018–19

AVID Indiana seniors are enrolling at more consistent rates between major subgroups than the **U.S. population overall**.



*Enrollment data for the first fall term after high school; **Socio-Economic Status (SES) US Comparator Data updated through 2017–18 school year. AVID. (2019). AVID senior data collection: AVID seniors in Indiana N = 324 [Electronic Database]. National Bureau of Economic Research. (2019). Current Population Survey supplement files [Data File]. Retrieved from <http://www.nber.org/data/cps.html>
 U.S. Census Bureau. (2020). Table 7. Enrollment status of high school graduates 15 to 24 years old, by type of school, attendance status, and sex: October. Retrieved from <https://www.census.gov/data/tables/2019/demo/school-enrollment/2019-cps.html>
 Some results may be masked due to small numbers to protect student confidentiality.

477

Indiana teachers, administrators, and counselors are AVID-trained

“The AVID system has given us the framework to ensure that all students have access to rigorous coursework. It provides specific, inquiry-based instructional tools and strategies for creating an engaging and authentic learning environment, and it creates a strong sense of school community unlike any other program. It is our vehicle for helping to close the opportunity gap.”

—Metropolitan School District of Washington Township Director of Curriculum

Impressive Results for AVID Indiana Seniors

77%

Took at Least One Course of Rigor*

100%

Graduated High School

3.3

Average High School GPA

89%

Applied to Four-Year College

86%

Accepted to Four-Year College

*Course of Rigor: AP®/IB®/Cambridge; AVID. (2019–2021). AVID senior data collection: AVID Indiana N = 586 [Electronic Database].

AVID is a nonprofit organization that provides educators with proven, real-world strategies to accelerate the performance of underrepresented students so that these students and all students across the entire campus succeed in college, career, and life.

www.avid.org