



# Tennessee Snapshot

**AVID, Advancement Via Individual Determination**, is a 501(c)(3) nonprofit organization established in 1980. During the 2020–21 school year, AVID impacted more than 2 million students, providing academic and social support to ensure students’ success in high school, college, and careers.

## Goals of the AVID College and Career Readiness System

Accelerate underachieving students who have potential into more rigorous courses.

Teach academic and social skills not targeted in other classes.

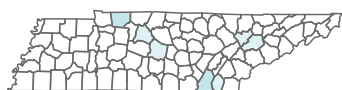
Provide intensive support with in-class tutors and a strong student–teacher relationship.

Create a positive peer group for students.

Develop a sense of hope and personal achievement through hard work and determination.

## AVID Tennessee Statewide Impact

**22**  
Years Impacting  
Tennessee  
Districts and  
Schools



**8**  
AVID Districts

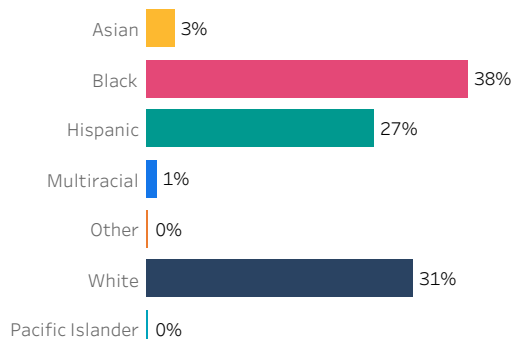
**47**  
AVID Sites  
Elementary 7  
Secondary 40  
Combination 0

## Tennessee AVID Students Served: 2020–21

**2,402**  
Elementary and Secondary  
AVID Students

**32%**  
Free/Reduced-Price Lunch

### Race/Ethnic Identity



AVID. (2021). AVID secondary and elementary data collection [Electronic Database].

## AVID National Demonstration Schools

**216**

Across U.S.

AVID National Demonstration Schools are exemplary models of the AVID College and Career Readiness System. Demonstration Schools undergo a rigorous validation process and are required to be revalidated every few years to ensure high levels of implementation, with quality and fidelity to AVID s..

AVID. (2021). AVID secondary certification data [Electronic Database].

**AVID holds *all* students to high expectations.**



**95%**

of AVID Tennessee  
Seniors Completed  
Four-Year College  
Entrance Requirements

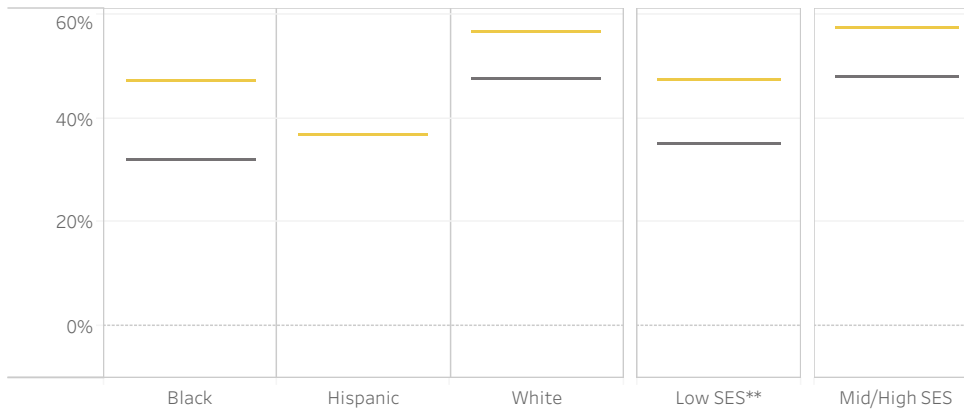
AVID. (2019–2021). AVID senior data collection: AVID Tennessee N = 398 [Electronic Database].

[www.avid.org](http://www.avid.org)

# AVID Tennessee — Closing the Opportunity Gap for College Enrollment

## Enrollment\* at Four-Year College Campuses: 2018–19

AVID Tennessee seniors are enrolling at more consistent rates between major subgroups than the U.S. population overall.



\*Enrollment data for the first fall term after high school; \*\*Socio-Economic Status (SES) US Comparator Data updated through 2017–18 school year. AVID. (2019). AVID senior data collection: AVID seniors in Tennessee N = 211 [Electronic Database]. National Bureau of Economic Research. (2019). Current Population Survey supplement files [Data File]. Retrieved from <http://www.nber.org/data/cps.html>  
 U.S. Census Bureau. (2020). Table 7. Enrollment status of high school graduates 15 to 24 years old, by type of school, attendance status, and sex: October. Retrieved from <https://www.census.gov/data/tables/2019/demo/school-enrollment/2019-cps.html>  
 Some results may be masked due to small numbers to protect student confidentiality.

**679**

**Tennessee teachers, administrators, and counselors are AVID-trained**

**“AVID presents an incredible opportunity to reimagine the school environment to meet the needs and find the potential in all students. Our district uses AVID systems, instructional strategies, and professional development to grow the unique talents and traits of our students, teachers, school administrators, and district leaders.”**

—Tennessee district leader

## Impressive Results for AVID Tennessee Seniors

**57%**

Took at Least One Course of Rigor\*

**98%**

Graduated High School

**3.2**

Average High School GPA

**73%**

Applied to Four-Year College

**65%**

Accepted to Four-Year College

\*Course of Rigor: AP®/IB®/Cambridge; AVID. (2019–2021). AVID senior data collection: AVID Tennessee N = 398 [Electronic Database].

AVID is a nonprofit organization that provides educators with proven, real-world strategies to accelerate the performance of underrepresented students so that these students and all students across the entire campus succeed in college, career, and life.

**www.avid.org**