



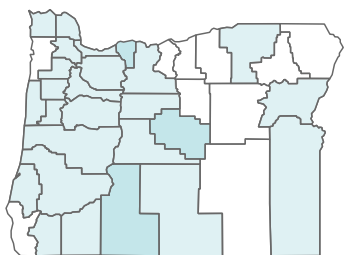
# Oregon Snapshot

**AVID, Advancement Via Individual Determination**, is a 501(c)(3) nonprofit organization established in 1980. During the 2020–21 school year, AVID impacted more than 2 million students, providing academic and social support to ensure students’ success in high school, college, and careers.

## AVID Oregon Statewide Impact

17

Years Impacting Oregon Districts and Schools



72

AVID Districts

319

AVID Sites

Elementary	88
Secondary	218
Combination	13

## Goals of the AVID College and Career Readiness System

Accelerate underachieving students who have potential into more rigorous courses.

Teach academic and social skills not targeted in other classes.

Provide intensive support with in-class tutors and a strong student-teacher relationship.

Create a positive peer group for students.

Develop a sense of hope and personal achievement through hard work and determination.

## Oregon AVID Students Served: 2020–21

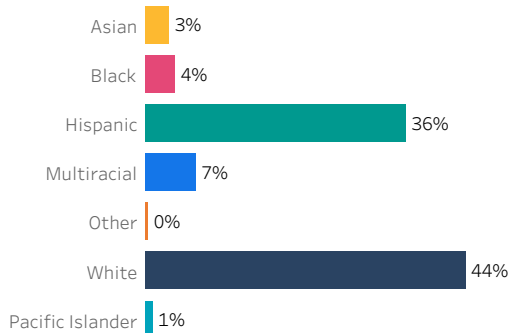
30,263

Elementary and Secondary AVID Students

65%

Free/Reduced-Price Lunch

### Race/Ethnic Identity



AVID. (2021). AVID secondary and elementary data collection [Electronic Database].

**AVID holds *all* students to high expectations.**



92%

of AVID Oregon Seniors Completed Four-Year College Entrance Requirements

AVID. (2019–2021). AVID senior data collection: AVID Oregon N = 3,631 [Electronic Database].

## AVID National Demonstration Schools

216

Across U.S.

4

In Oregon

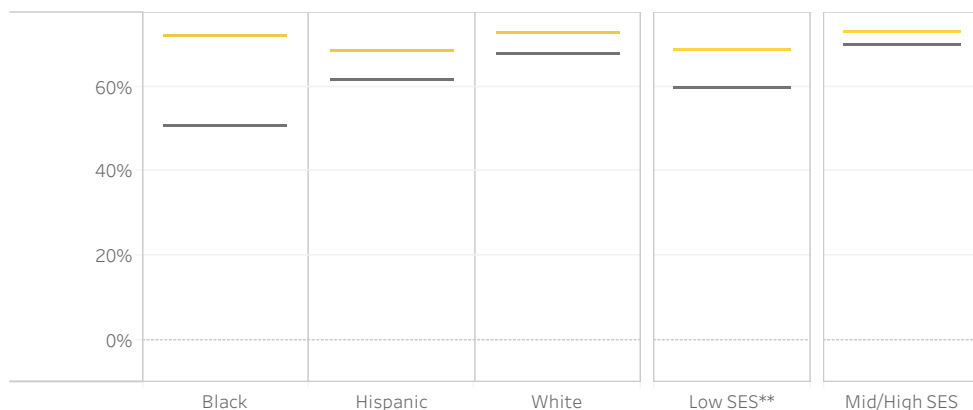
AVID National Demonstration Schools are exemplary models of the AVID College and Career Readiness System. Demonstration Schools undergo a rigorous validation process and are required to be revalidated every few years to ensure high levels of implementation, with quality and fidelity to AVID strategies schoolwide.

AVID. (2021). AVID secondary certification data [Electronic Database].

# AVID Oregon — Closing the Opportunity Gap for College Enrollment

## Enrollment\* at Two and Four-Year College Campuses: 2018–19

AVID Oregon seniors are enrolling at more consistent rates between major subgroups than the U.S. population overall.



\*Enrollment data for the first fall term after high school; \*\*Socio-Economic Status (SES) US Comparator Data updated through 2017–18 school year. AVID. (2019). AVID senior data collection: AVID seniors in Oregon N = 1,413 [Electronic Database]. National Bureau of Economic Research. (2019). Current Population Survey supplement files [Data File]. Retrieved from <http://www.nber.org/data/cps.html>  
 U.S. Census Bureau. (2020). Table 7. Enrollment status of high school graduates 15 to 24 years old, by type of school, attendance status, and sex: October. Retrieved from <https://www.census.gov/data/tables/2019/demo/school-enrollment/2019-cps.html>  
 Some results may be masked due to small numbers to protect student confidentiality.

**6,971**

**Oregon teachers, administrators, and counselors are AVID-trained**

**“All students will benefit from the teaching strategies and structure that AVID helps to provide. This is another step towards planning for the future. It will challenge our schools and give the students the skills they need to succeed.”**

—Oregon school principal

## Impressive Results for AVID Oregon Seniors

**77%**

Took at Least One Course of Rigor\*

**100%**

Graduated High School

**3.2**

Average High School GPA

**78%**

Applied to Four-Year College

**71%**

Accepted to Four-Year College

\*Course of Rigor: AP®/IB®/Cambridge; AVID. (2019–2021). AVID senior data collection: AVID Oregon N = 3,631 [Electronic Database].

AVID is a nonprofit organization that provides educators with proven, real-world strategies to accelerate the performance of underrepresented students so that these students and all students across the entire campus succeed in college, career, and life.

**www.avid.org**